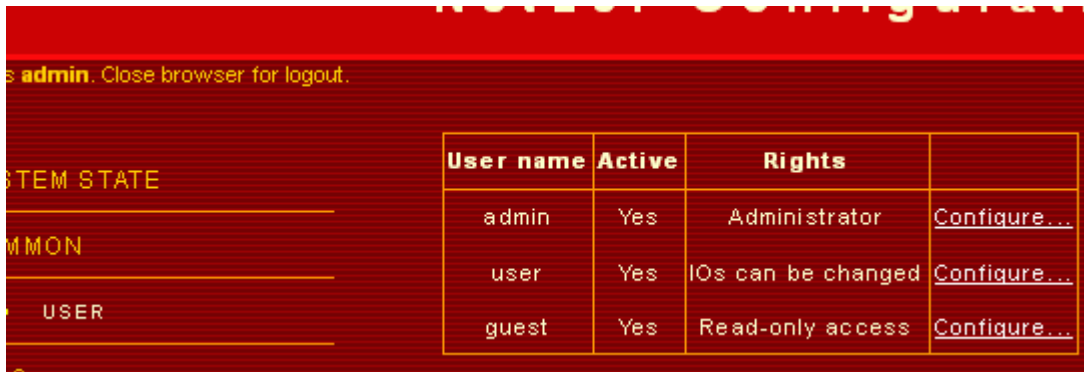


# Access control

Since Version 1.3 a Networker web access must be authorized with username and password. Since version 1.4 the feature is included in the pro versions only.

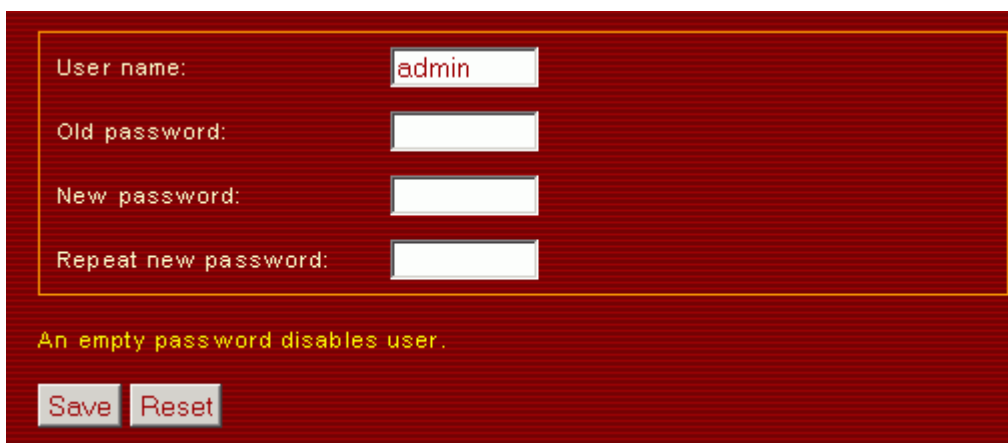


The screenshot shows a table with the following columns: User name, Active, Rights, and a link to Configure... The table lists three users: admin (Administrator), user (IOs can be changed), and guest (Read-only access).

User name	Active	Rights	
admin	Yes	Administrator	<a href="#">Configure...</a>
user	Yes	IOs can be changed	<a href="#">Configure...</a>
guest	Yes	Read-only access	<a href="#">Configure...</a>

Three different user accounts are differentiated:

- **Administrator** (Standard username: admin, Password: admin). This user is allowed to do everything (including user administration). This account **cannot** be deactivated.
- **User** (Standard username: user, Password: user). This user has read only access to the start page; blinking, restarting and shutting down Networker is also allowed. Also the GPIO page can be accessed, control of IOs is possible, but not the direction. This account can be deactivated by administrator.
- **Guest** (Standard username: guest, Password: guest) Guest has read only access to the start and GPIO pages. This account can be deactivated by administrator.




The screenshot shows a form with the following fields: User name (admin), Old password, New password, and Repeat new password. Below the form is a message: "An empty password disables user." and two buttons: Save and Reset.

Do not forget to alter usernames and passwords in the user administration dialog!

Usernames and password can be up to 8 characters long. An empty password disables the account.

Since version 1.4 pro the users are also used for the [GPIO server](#).



From:

<http://mobacon.de/dokuwiki/> - **MoBaCon**

Permanent link:

<http://mobacon.de/dokuwiki/doku.php?id=en:netzer:accesscontrol&rev=1321276393>

Last update: **2025/06/11 20:42**

