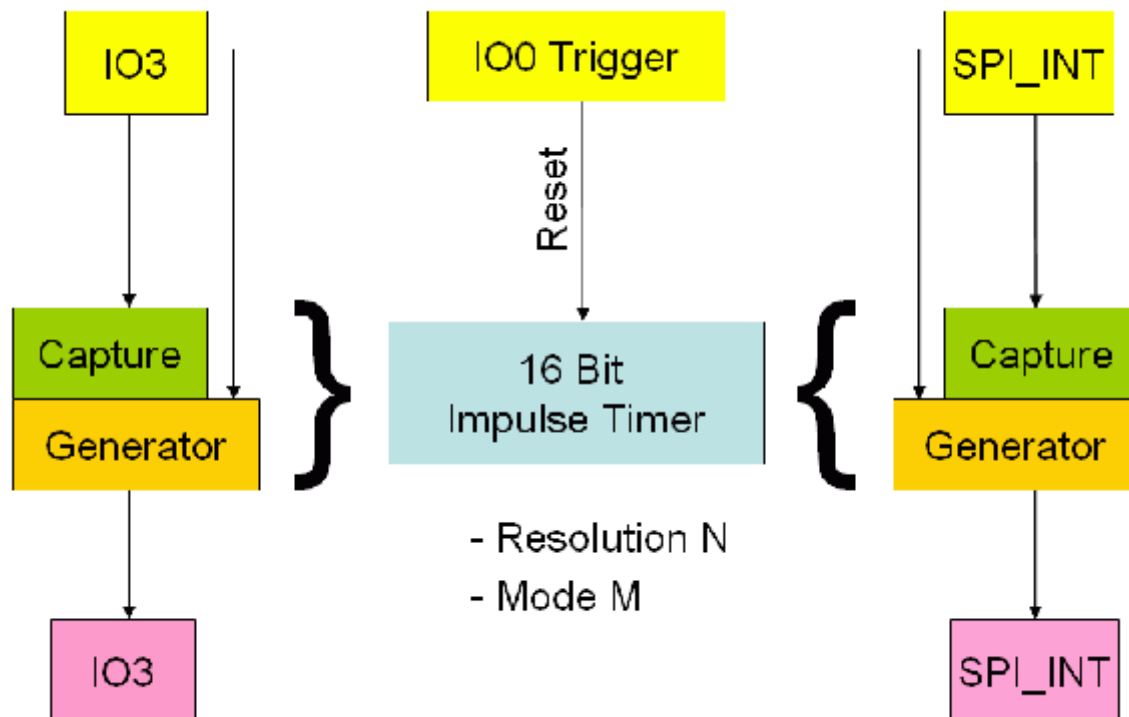


# Impulse handling with Netzer IO

Netzer is able to generate and capture signals at IO3 and SPI\_INT.



The image shows the structure of the impulse generator/capture.

The impulse module is divided into two modes, the unsynchronized mode and the IO0 synchronized mode. Both, IO3 and SPI\_INT, can either work in unsynchronized or in IO0 synchronized mode.

Furthermore a mode M can be configured:

- Continuous mode
- Single
- Triggered by IO0

Resolution N can be either 100ns, 200ns, 400ns or 800ns. All raw values associated with Capture/Generator module must be multiplied by N to get the final time value.

Last but not least channels can be configured for capturing (measuring impulses) or generating impulses.

## Unsynchronized mode

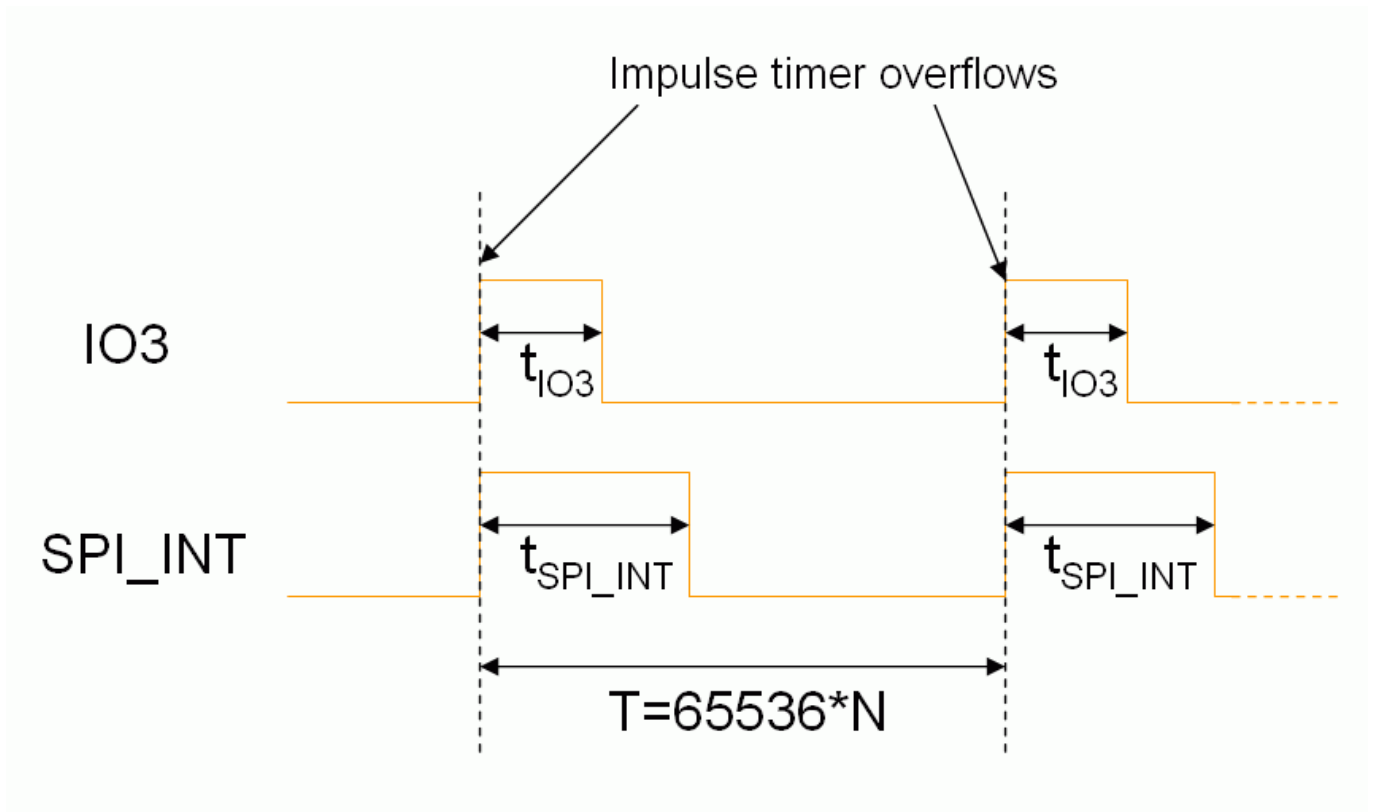
The impulse timer is free running in this mode. Changes on IO0 will not reset the impulse timer.

The examples below show both signals IO3 and SPI\_INT. Of course impulse module can be configured

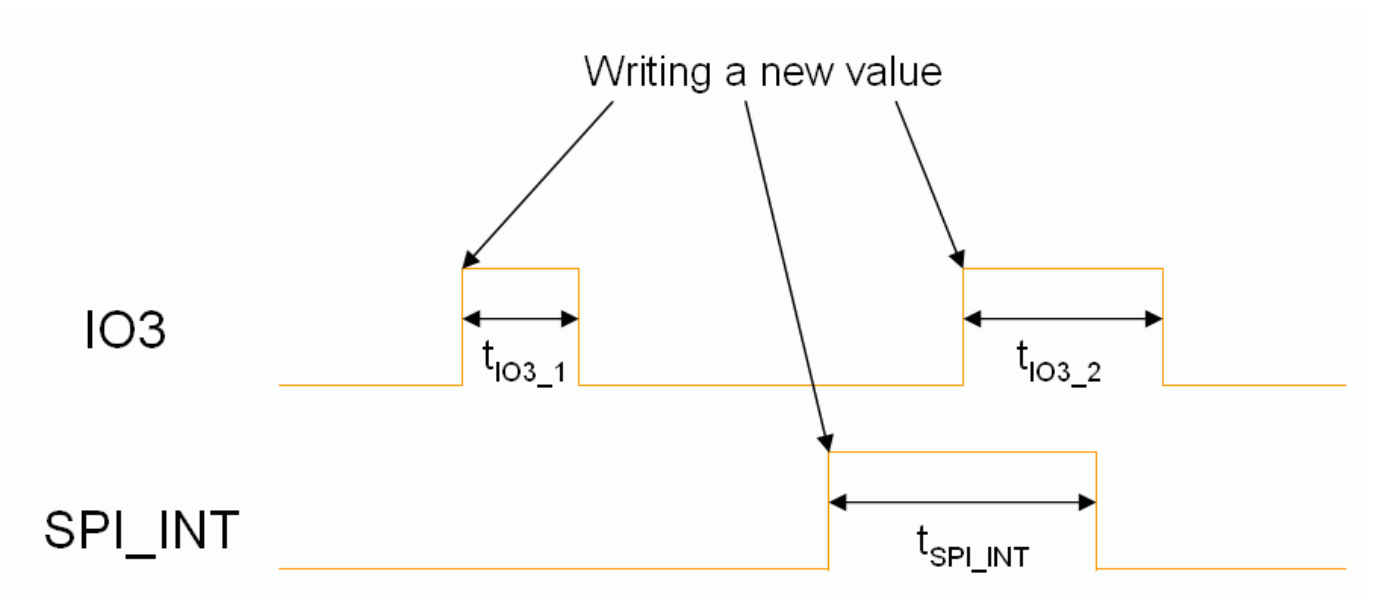
to use only one of them.

The examples only show positive logic. Simple invert the signals to get negative logic examples.

### Generating impulses in continuous mode



### Generating impulses in single mode



From:

<https://mobacon.de/dokuwiki/> - **MoBaCon**

Permanent link:

<https://mobacon.de/dokuwiki/doku.php?id=en:netzer:impulse&rev=1408205060>

Last update: **2025/06/11 20:42**

